

Scaled data based on original data using
LM-79-08 Approved Method: Electrical and Photometric Measurements of Solid-
State Lighting Products

Test Report Prepared for
Cooper Lighting Solutions
(formerly Eaton)

Brand: McGRAW-EDISON

Report Number: P940513

Luminaire Tested: **GALN-SB3C-840-U-T1**

Issue Date: 1/21/2025

Test Information

Test Method: LM-79-08
Report Number: P940513
TEST IS SCALED FROM IESNA LM-79-08 TEST DATA (G2-2405-108-2)
Test Lab: INNOVATION CENTER
Issue Date: 1/21/2025
Manufacturer: COOPER LIGHTING SOLUTIONS (FORMERLY EATON)
Product Line: MCGRAW-EDISON
Catalog Number: GALN-SB3C-840-U-T1
Description: GALLEON AREA AND ROADWAY HIGH DENSITY LED LUMINAIRE
(3) 80 CRI, 4000K, 615mA LIGHTSQUARES WITH 26 LEDS EACH AND TYPE I OPTICS
Light Source: -
Ballast/Driver: -

Summary

Lumens per Lamp: N/A
Luminaire Lumens: 21262 lumens
Efficiency: N/A
Efficacy: 142.6 lumens/watt
Luminous Opening: Rectangular (W 1' x L: 1' x H: 0')
IES Classification: Type I - Short
BUG Rating: B4 - U0 - G4

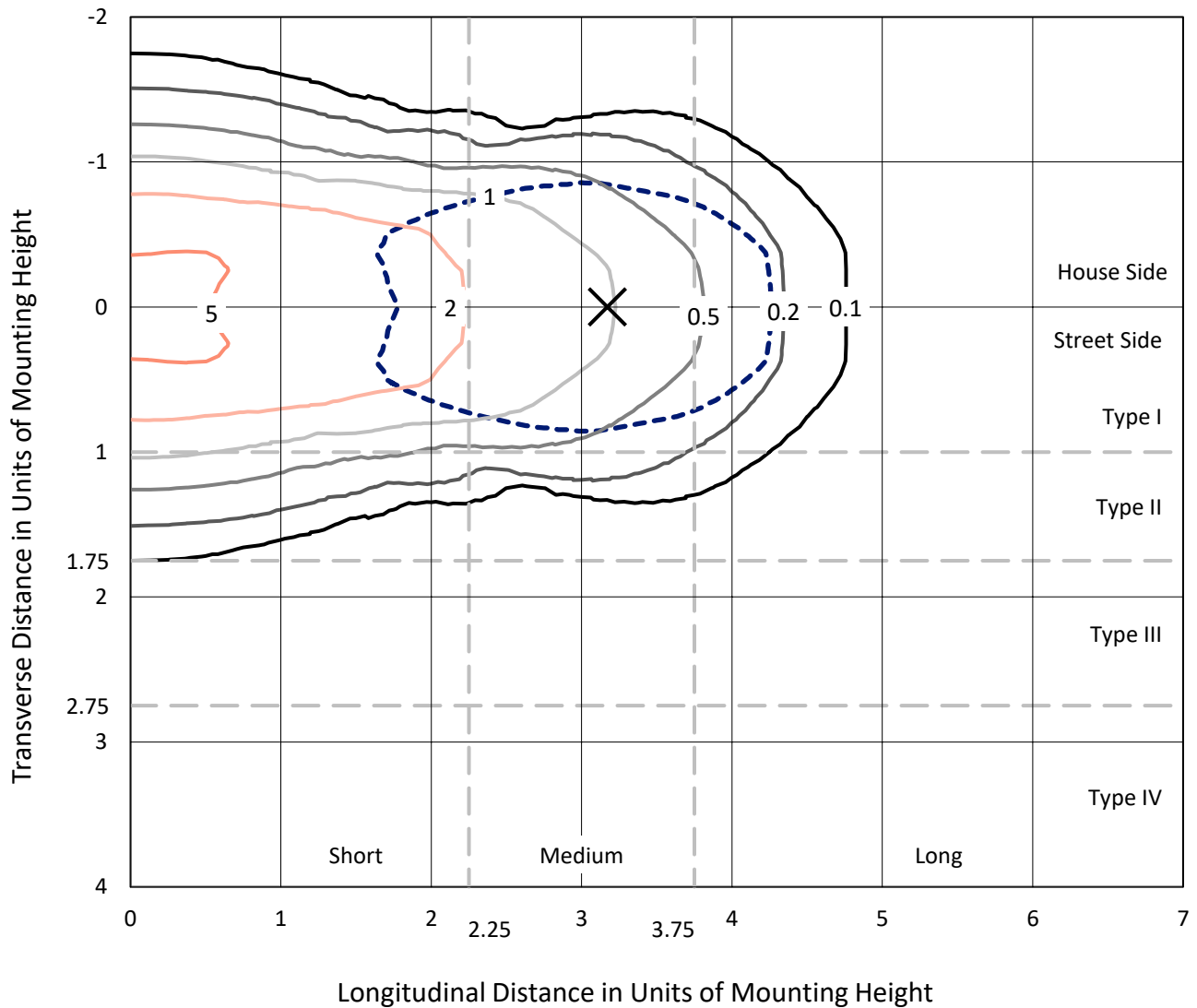
Input Watts (W): 149.1
Input Voltage (V): NR
Input Current (Ain): NR
Voltage Rise (V): NR
Power Factor: NR
Total Harmonic Distortion (THDi): NR
Frequency (hertz): 60
Stabilization Time: NR
Operation Time: NR
Ambient Temperature (°C): NR
Test Distance: 24 FT



REPORT NUMBER: P940513
 CATALOG NUMBER: GALN-SB3C-840-U-T1

Iso-Footcandle Lines of Horizontal Illumination

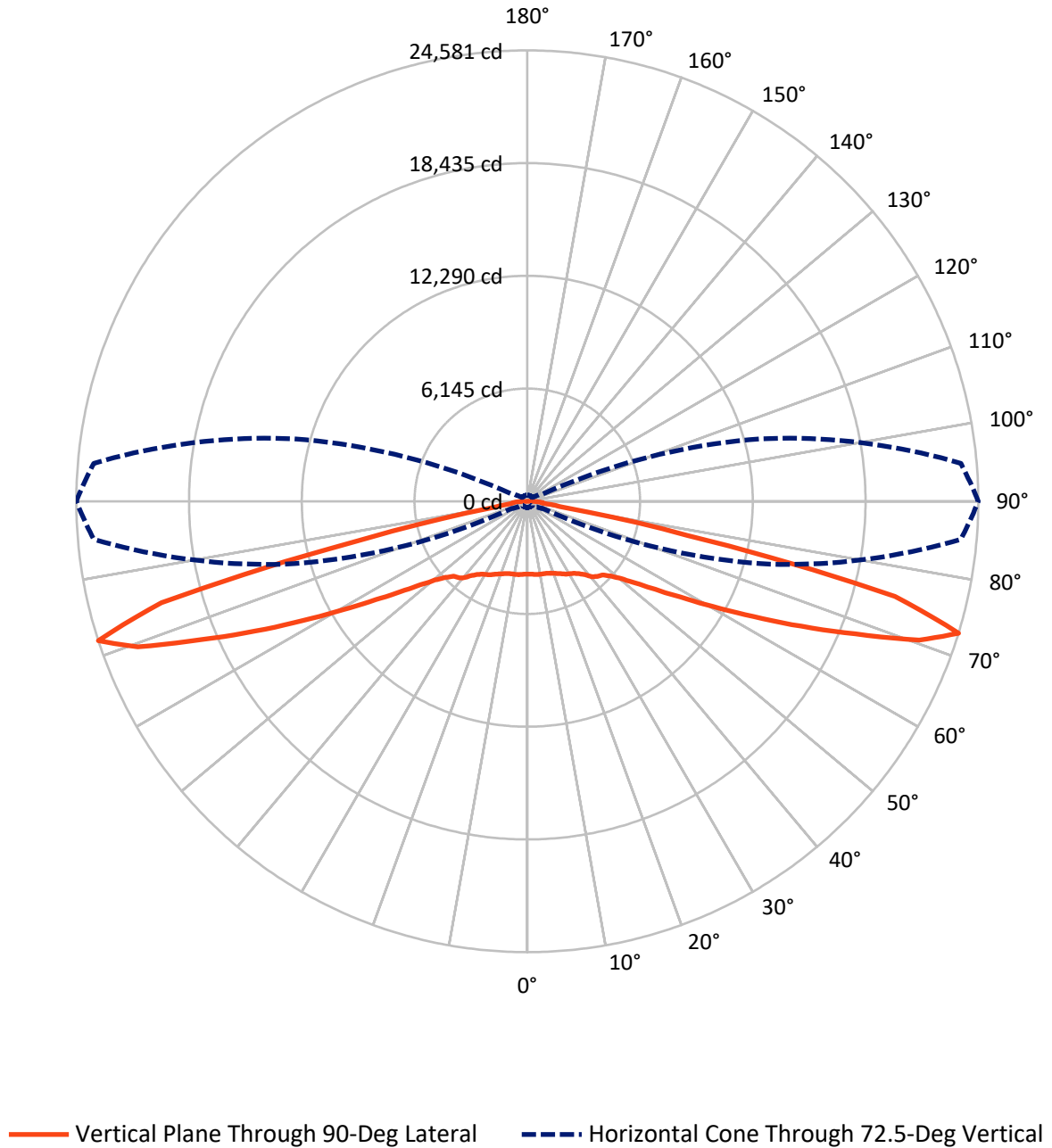
× Max cd
 - - - 1/2 Max cd



Based on 25 foot mounting height. Maximum calculated value = 6.4 fc
 Type I - Short - N/A

REPORT NUMBER: P940513
CATALOG NUMBER: GALN-SB3C-840-U-T1

Luminous Intensity Polar Plot



REPORT NUMBER: P940513
 CATALOG NUMBER: GALN-SB3C-840-U-T1

FLUX DISTRIBUTION:

		Downward	Upward	Total
House Side	Lumens	10631.0	0.0	10631.0
	% Fixture	50.0	0.0	50.0
Street Side	Lumens	10631.0	0.0	10631.0
	% Fixture	50.0	0.0	50.0
Total	Lumens	21262.0	0.0	21262.0
	% Fixture	100.0	0.0	100.0

Coefficient of Utilization

ZONAL LUMENS:

Zone	Lumens	% Fixture
0°-10°	385.2	1.8
10°-20°	1177.9	5.5
20°-30°	1964.0	9.2
30°-40°	2701.1	12.7
40°-50°	3298.8	15.5
50°-60°	3815.5	17.9
60°-70°	4549.3	21.4
70°-80°	3175.1	14.9
80°-90°	195.0	0.9
90°-100°	0.0	0.0
100°-110°	0.0	0.0
110°-120°	0.0	0.0
120°-130°	0.0	0.0
130°-140°	0.0	0.0
140°-150°	0.0	0.0
150°-160°	0.0	0.0
160°-170°	0.0	0.0
170°-180°	0.0	0.0
0°-90°	21262.0	100.0
0°-180°	21262.0	100.0



REPORT NUMBER: P940513

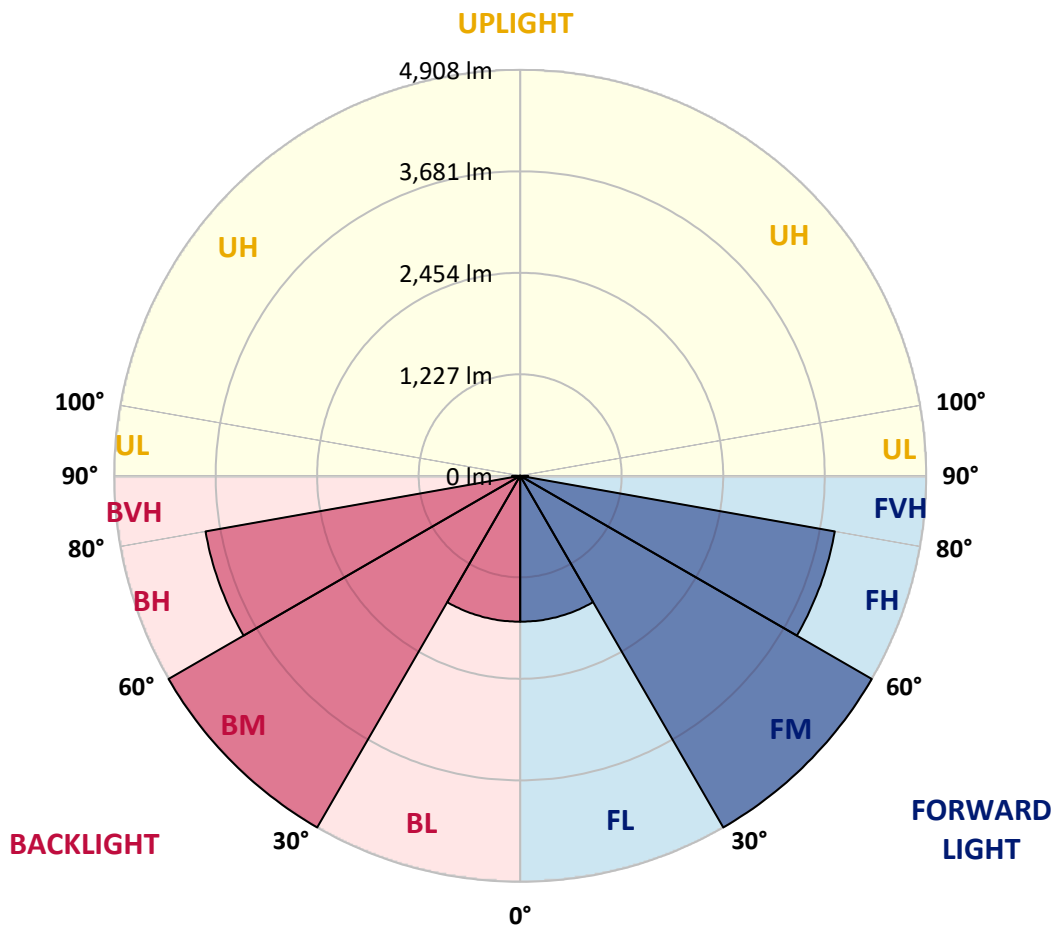
CATALOG NUMBER: GALN-SB3C-840-U-T1

LUMINAIRE CLASSIFICATION SYSTEM LUMEN TABLE AND BUG RATING:

Zone	Lumens	% Fixture	Zone Rating/Lumen Limit		
			B	U	G
FL (0°-30°)	1763.6	8.3			
FM (30°-60°)	4907.7	23.1			
FH (60°-80°)	3862.2	18.2			G2/5000
FVH (80°-90°)	97.5	0.5			G1/100
BL (0°-30°)	1763.6	8.3	B3/2500		
BM (30°-60°)	4907.7	23.1	B3/5000		
BH (60°-80°)	3862.2	18.2	B4/5000		G4/5000
BVH (80°-90°)	97.5	0.5			G1/100
UL (90°-100°)	0.0	0.0		U0/0	
UH (100°-180°)	0.0	0.0		U0/0	

BUG Rating: B4-U0-G4

Type I Short



REPORT NUMBER: P940513
 CATALOG NUMBER: GALN-SB3C-840-U-T1

CANDELA DISTRIBUTION (FULL):

	0°	5°	15°	25°	35°	45°	55°	65°	75°	85°
0°	3973.0	3973.0	3973.0	3973.0	3973.0	3973.0	3973.0	3973.0	3973.0	3973.0
2.5°	3976.4	3980.9	3980.9	3977.5	3985.5	3978.7	3978.7	3975.3	3978.7	3975.3
5°	3996.8	4002.4	4004.7	4003.5	4013.7	4008.1	4008.1	4003.5	4004.7	4001.3
7.5°	4035.2	4043.1	4047.6	4053.3	4067.9	4061.2	4056.6	4043.1	4037.4	4028.4
10°	4047.6	4056.6	4071.3	4100.7	4134.6	4135.7	4122.2	4088.3	4062.3	4042.0
12.5°	4009.2	4021.6	4052.1	4112.0	4187.7	4218.2	4196.8	4140.3	4089.4	4053.3
15°	3960.6	3974.2	4020.5	4110.9	4222.8	4293.9	4291.7	4217.1	4135.7	4079.2
17.5°	3884.9	3898.5	3965.1	4091.7	4249.9	4367.4	4399.0	4322.2	4208.1	4132.4
20°	3748.2	3760.6	3853.3	4030.7	4258.9	4445.4	4527.9	4460.1	4317.7	4214.8
22.5°	3570.8	3590.0	3698.4	3925.6	4237.4	4526.7	4674.8	4628.4	4445.4	4303.0
25°	3380.9	3401.3	3527.8	3796.8	4182.1	4585.5	4848.8	4819.4	4590.0	4412.6
27.5°	3217.1	3238.5	3376.4	3669.1	4096.2	4608.1	5020.5	5035.2	4765.1	4533.5
30°	3088.3	3108.6	3255.5	3566.2	3985.5	4585.5	5170.8	5272.5	4943.7	4638.6
32.5°	2947.0	2973.0	3127.8	3440.8	3854.4	4531.2	5301.9	5529.0	5150.5	4751.6
35°	2768.5	2792.2	2954.9	3269.0	3682.6	4444.2	5411.5	5813.8	5446.5	4923.3
37.5°	2551.5	2574.1	2735.7	3054.4	3512.0	4322.2	5495.1	6134.7	5799.1	5170.8
40°	2333.4	2354.9	2506.3	2814.8	3307.5	4166.3	5524.5	6448.8	6203.6	5510.9
42.5°	2133.4	2152.6	2291.6	2578.6	3078.1	3967.4	5486.1	6722.3	6566.3	5748.2
45°	1949.2	1966.2	2089.3	2357.1	2839.7	3725.6	5370.8	7016.1	6998.0	5917.7
47.5°	1739.0	1756.0	1883.7	2142.5	2601.2	3441.9	5175.3	7305.4	7598.0	6301.9
50°	1482.5	1497.2	1628.3	1895.0	2353.8	3140.2	4904.1	7532.5	8355.1	6883.9
52.5°	1178.6	1194.4	1322.1	1588.8	2060.0	2815.9	4547.1	7680.5	9229.7	7733.6
55°	876.9	888.2	998.9	1238.5	1696.1	2446.4	4099.6	7722.3	10221.8	8895.2
57.5°	636.2	643.0	714.2	892.7	1285.9	1984.3	3556.1	7613.8	11402.7	10384.6
60°	515.3	517.5	539.0	618.1	893.8	1462.2	2899.5	7240.9	12684.1	12304.4
62.5°	467.8	467.8	473.5	494.9	604.5	965.0	2105.2	6468.0	14058.2	14730.5
65°	435.0	435.0	437.3	447.5	476.9	614.7	1328.9	5209.2	15216.4	17572.4
67.5°	405.7	406.8	405.7	409.1	426.0	454.3	770.7	3597.9	15840.1	20517.1
70°	375.2	377.4	371.8	371.8	385.3	386.5	482.5	1973.0	15322.6	22985.0
72.5°	339.0	342.4	333.3	331.1	341.3	336.7	362.7	946.9	13155.3	23721.8
75°	307.4	311.9	291.5	285.9	285.9	282.5	294.9	485.9	8538.2	19351.0
77.5°	279.1	288.1	255.4	237.3	232.8	222.6	240.7	297.2	3734.6	9085.1
80°	230.5	242.9	210.2	188.7	180.8	169.5	189.8	207.9	1110.8	2109.7
82.5°	171.8	177.4	149.2	134.5	127.7	119.8	142.4	144.6	361.6	746.9
85°	109.6	111.9	91.5	79.1	75.7	72.3	90.4	79.1	137.9	549.2
87.5°	38.4	44.1	35.0	31.6	33.9	28.2	41.8	23.7	38.4	387.6
90°	0.0	0.0	0.0	0.0	0.0	0.0	0.0	0.0	0.0	0.0

(END C

90°

3973.0
3975.3
4001.3
4028.4
4038.6
4047.6
4070.2
4119.9
4195.6
4277.0
4376.4
4495.1
4583.2
4681.5
4845.4
5066.9
5400.2
5605.9
5725.6
6080.5
6605.9
7391.2
8467.0
9845.6
11625.3
13820.9
16422.1
19275.3
22658.5
24580.6
20697.9
8896.4
2020.4
844.1
797.8
480.2
0.0

OF REPORT)